

EXACTLY HOW TO MEMORIZE THE BIBLE

in 5
Easy
Steps



JANET FULLER

Exactly How to Memorize the Bible in 5 Easy Steps

Janet Fuller

©2015 Janet Fuller

Table of Contents

[Copyright](#)

[INTRODUCTION](#)

[Chapter 1 - The Bible And Why Read It...](#)

[Chapter 2 - Step 1: Principles of Memorizing Bible Verses](#)

[Chapter 3 - Step 2: Choosing A Verse](#)

[Chapter 4 - Step 3: Say It Often](#)

[Chapter 5 - Step 4: Committing to Memory](#)

[Chapter 6 - Step 5: Live it](#)

[CONCLUSION](#)

[More Best Selling Christian Titles:](#)

Copyright

© **Copyright Bible Study 2015 - All rights reserved.**

This document is geared towards providing exact and reliable information in regards to the topic and issue covered. The publication is sold with the idea that the publisher is not required to render accounting, officially permitted, or otherwise, qualified services. If advice is necessary, legal or professional, a practiced individual in the profession should be ordered.

- From a Declaration of Principles which was accepted and approved equally by a Committee of the American Bar Association and a Committee of Publishers and Associations.

In no way is it legal to reproduce, duplicate, or transmit any part of this document in either electronic means or in printed format. Recording of this publication is strictly prohibited and any storage of this document is not allowed unless with written permission from the publisher. All rights reserved.

The information provided herein is stated to be truthful and consistent, in that any liability, in terms of inattention or otherwise, by any usage or abuse of any policies, processes, or directions contained within is the solitary and utter responsibility of the recipient reader. Under no circumstances will any legal responsibility or blame be held against the publisher for any reparation, damages, or monetary loss due to the information herein, either directly or indirectly.

Respective authors own all copyrights not held by the publisher.

The information herein is offered for informational purposes solely, and is universal as so. The presentation of the information is without contract or any type of guarantee assurance.

The trademarks that are used are without any consent, and the publication of the trademark is without permission or backing by the trademark owner. All trademarks and brands within this book are for clarifying purposes only and are the owned by the owners themselves, not affiliated with this document.

INTRODUCTION

I want to thank you and congratulate you for downloading our book.

This book contains proven steps and strategies on how to memorize Bible verses in the easiest way possible. Christians are taught to memorize the Scriptures. It does not necessarily mean memorizing the entire book, but just to commit some of its verses to memory. This is part of what it means to be a disciple of Christ. The Bible has numerous passages that tell believers to keep God's word in their hearts and minds.

This book will help you to memorize. There are just 5 easy, very simple steps to follow. Read on and find out how.

Thanks again for downloading this book. I hope you enjoy it!

Janet

Chapter 1 - The Bible And Why Read It...

Deuteronomy 11:18 (NIV)

Fix these words of mine in your hearts and minds, tie them as symbols on your hands and bind them on your foreheads

The Bible is a source of strength, wisdom, hope, comfort and reassurance. The words in this Holy Book can help anyone go through life's trials and triumphs. One way of taking God's words anywhere anytime is by memorizing the Scriptures. In fact, Christians are highly advised to keep God's words in their hearts and in their minds, as the verse above says.

Why memorize Bible verses

Life can get pretty hectic. For most people, taking a few minutes to sit down or stop whatever they are doing to read the Bible and be renewed by God's word is not always something they can do. For example, right in the middle of heated argument with someone, not a lot of people will have the focus or the chance to step back, bring out their Bibles (or look for one) and scan through the pages for those precious words that can help them in that situation. Another example, a person got in an accident and is waiting for rescue while stuck inside a wrecked car. This person is very much in need of God's word to give him hope, comfort and strength as he faces this ordeal. Obviously, he can't reach for his Bible and read God's word. But if he has memorized even just a few verses, he can recall them, recite them, include them in his prayers and be strengthened by God's word. There many more similar situations that taking out one's Bible and reading God's

word are not very convenient. But, these situations should not be a deterrent.

This is one major reason why a Christian must memorize the Bible, even if it's just a few verses. It is very handy, especially when in the midst of life's craziness. With a memorized verse, a person can recite or call it in his mind to help him through a difficult situation. For instance, when facing a difficult client and tempers are about to explode, a person can just quote, say, Proverbs 15:18, "*A wrathful man stirreth up strife: but he that is slow to anger appeaseth strife*". God's word can instantly calm one down and be able to stay levelheaded even in the middle of a heated argument.

Another reason for memorizing God's word is its practicality. A Christian can use these words for one's own needs or to help others. At any time, any place, any opportunity, a Christian can use these memorized verses to help a fellow in need of comfort, strength, hope or wisdom.

Benefits of memorizing Bible verses

There is power in memorizing God's word. This isn't just a Sunday school activity. Adults can benefit a lot from this activity. In fact, this is most helpful in dealing with the trials and difficulties of adult living. It is known to calm one's tempers, clear one's mind, quell anxieties and worries, as well as help in focusing with whatever difficult task at hand. A word, a simple phrase or an entire verse that comes to mind can turn things around in mere seconds. It can also determine what direction one's life will take. Just like any other "mantra" or "guiding principles" that people use, Bible verses can very well be the best anchor to place one's life on.

Memorizing Bible verses gives lots of benefits. People who made it a habit to memorize the Scriptures find it much easier to memorize and retain other kinds of information as well. It can serve as a mental exercise that sharpens and improves cognitive functions.

Aside from this, memorizing Bible verses is great for spiritual health for the following reasons:

- Chance to meditate on God’s word every day.
- More inspiring and gives deeper devotional session than merely reading the Bible.
- It sharpens the spiritual sword.

As Ephesians 6:17 states: *“Take the sword of the Spirit, which is the Word of God (NIV)”*, memorizing the Bible verses is like always having ammunition in case temptations arise. Like Jesus did when Satan tempted him, He quoted from the Scriptures (Matthew 4). This can also work for everyday temptations, trials and difficulties. When facing a dilemma, God will supply the help and wisdom.

- Keeps a person ready for any circumstance

Changes that happen in life when memorizing Scriptures

When memorizing the precious words of God in the Bible, a noticeable change happens. It isn’t just about learning and taking these verses to heart. It will change one’s life and outlook in life.

- Desires change

Memorizing is eventually learning the word of God and understanding God’s will. And in learning, transformation happens. As mentioned in Romans 12:2, *“And be not conformed to this world: but be ye transformed by the renewing of the mind , that ye may prove what is that good, and acceptable, and perfect, will of God (King James Version)”*. The way one thinks is transformed, molding itself more and more into what God wants for one’s life. By spending just a small amount of time each day in memorizing God’s word, one’s desires becomes more aligned to what God desires for one’s life. Also, attitudes, actions and thoughts more and more like Christ’s. These changes will produce fruits of the Spirit such as purity, love and peace (Philippians 4:8 *“Finally, brethren, whatsoever things are true, whatsoever things are honest, whatsoever things are just, whatsoever things are pure, whatsoever things are lovely, whatsoever*

things are of good report; if there be any virtue, and if there be any praise, think on these things [King James Version]).

- Resist temptation

Remember Matthew 4, when Jesus was tempted. He quoted the Scriptures every time Satan tempted him. And in the end, Jesus won against Satan. This is a model by which every Christian must follow. Keep the word of God in the heart and in the mind, so that when temptations come, quote them. God's word is the single most effective tool in fighting temptations.

Struggling with particular sins can be a starting point in memorizing verses, too. Find Bible verses that talk about these sins. When the urge or temptation to make these sins occur, call the verses to mind as a reminder to be strong and do what is right.

As Psalm 119:11 says, *"I have hidden your word in my heart, that I might not sin against you"*, keeping God's word in the mind all the time helps in being strong against temptations. The verses are constantly in the mind, which becomes constant reminders to be on the right path.

- Clear direction

God's word, although written centuries ago, still holds wisdom applicable in today's world. No matter how much society has progressed over the years, the Bible principles are still adequate in facing everything that happens in life. Think about Bible verses throughout the day to give the day's activities clarity, direction and purpose. These verses can even help in making the best decision.

For example, here is Philippians 3:13 for those who still feel bad about something that has happened in the past and losing hope for the future:

"Brethren, I count not myself to have apprehended: but this one thing I do, forgetting those things which are behind, and reaching forth

unto those things which are before” (King James Version)

For a person who feels that alone and nobody to turn to for support, here’s a very encouraging verse from Romans 8:31:

“What shall we then say to these things? If God be for us, who can be against us?”

The Bible can also give the strength a person needs to get through life’s troubles and trials, as said in Ephesians 6:10-11:

“Finally, my brethren, be strong in the Lord, and in the power of his might

Put on the whole armour of God, that ye may be able to stand against the wiles of the devil.” (King James Version)

- Sharing the Gospel

One of the biggest commandments that Christians must do is to share the Good News of Salvation. Every Christian is given the responsibility to tell others about the Lord Jesus and be saved. Salvation is from everyone. But how can they be saved if they have not heard of Jesus? And who best to hear the Gospel from but from a Christian? If a Christian has memorized a few Bible verses, he can share the Gospel to anyone, any time, any place. Romans 10:13-14 says, *“For whosoever shall call upon the name of the Lord shall be saved. How then shall they call on him in whom they have not believed? And how shall they believe in him of whom they have not heard? And how shall they hear without a preacher?”*

With Bible verses carefully tucked into a Christian’s mind, he can share the Word to anyone. A Christian is emboldened to speak up and share the Gospel. As said in Ephesians 6:19, *“And for me, the utterance may be given unto me, that I may open my mouth boldly, to make known the mystery of the gospel (King James Version).”* For example, while stranded in traffic, one start chatting with fellow bus passengers and eventually share the Gospel. Or, in a hospital waiting

area, where sharing the comforting words of the Bible can help those in need. There are just so many opportunities.

- Powerful prayers

Prayers are ways of communicating with God. It is a personal conversation that does not really require any protocol. Just talk to God, tell about problems, struggles, needs, petitions and desires.

Adding Bible verses to prayers make it more powerful. It also gives more confidence to a person to come to the Lord and ask for things.

As 1 John 5:14-15 says,

“This is the confidence we have in approaching God; That if we ask anything according to his will, he hears us. And if he hears us, we know that we have what we asked of him.” (NIV)

This one says that God grants prayers if it is according to His will. If someone prays to bring his fellow down, surely God won't answer it. People keep praying for things they want in life- a nice house, a new car, more money, a great job. But not everything is granted. This is one major reason that a lot of people stop praying.

Read the verse again, *“if we ask according to his will, he hears us”*. That's the secret to getting prayers granted. Pray for something that is according to God's will. And how to know God's will? Read the Bible and keep God's word. Memorize Scriptures.

Another reason for not getting prayers answered is doubt. Some people pray, ask God for something, yet at the back of their minds, they doubt that God hears them. The Bible gives assurance that prayers are heard.

Matthew 7:7 *“Ask and it shall be given you; seek, and ye shall find; knock, and it shall be opened unto you” (King James Version)*

Also, prayers and Bible verses repeats God's promises that can help in strengthening faith. As said in Ephesians 6:18, "*Praying always with all prayer and supplication in the Spirit, and watching thereunto with all perseverance and supplication for all saints.*" (King James Version)

Chapter 2 - Step 1: Principles of Memorizing Bible Verses

Psalm 119:105

“Your word is a lamp for my feet, a light on my path” (NIV)

Memorizing Bible verses is as difficult as one makes it to be. A lot of people find excuses not to do so. Common excuses are:

- The verses are too long
- I have no time.
- I have trouble memorizing anything.
- I don't know how

Anyone willing and determined to memorize Bible verses can be successful. Everyone has something committed to memory- an entire song, list of phone numbers, a list of names, the 50 states and their capital cities, countries around the world and their capital cities, etc. The brain has an amazing capacity and it only takes determination and sheer will to make the brain remember a bunch of Bible verses. Think of this, hearing a favorite song (sometimes just a random song) from more than a decade ago will come to mind the lyrics of the entire song. What more if it's the word of God?

Principles in Memorizing Scriptures

These principles are guidelines that can help in successfully memorizing the precious word of God.

Review what verses are already known

Refresh on what verses are familiar and brush up on those. For example, most people are familiar with John 3:16 “*For God so loved the world that He gave his only begotten Son, that whosoever believeth in him should not perish, but have everlasting life*” (King James Version). Start there. Refresh this verse and start saying it more often. This is a good way to start and is encouraging, too. Simple and easy yet one step towards learning and memorizing more verses from the Bible.

Repetition

Repetition is key to memorizing anything, especially with verses from the Bible. Say the verse 50 times or even 100 times a day for several days. Some prefer to say a verse once for a month or say it several times per day for a week. No matter how one prefers to do it, keep repeating the verse.

Verse numbers

Verse numbers are important elements of a Bible verse. By including them when memorizing the verse, it becomes even more meaningful. It also gives them that defining factor that further helps in classifying the verse. When including verse numbers, it would be helpful to cite the numbers like this:

Ephesians 2:1 = “Ephesians two-one” instead of the longer “Ephesians Chapter 2 verse 1”.

Mental pictures

The more elements are involved in memorizing a particular verse, the easier it will be to retain it. Create a photograph of the verse while reading it. Whenever the verse is repeated, bring to mind the mental picture of the verse.

Reciting

Memorizing something is easier if more of the sense get involved. Reading stimulates the sense of vision. Touching the pages uses the sense of touch. Reciting the verse out loud stimulates sense of hearing.

Daily Verse Reading and Recitation

Recite and think about the verses every day. Here is a sample daily guide to help in memorization:

Day 1: Read the Bible verse at least 10 times. Mention the verse number before the verse is read each time. Then, cover the page or the verse and recite it for another 10 times. This is also the time to make a mental picture of the verse as it is written on the page.

Day 2: Recite the verse learned from the previous day 10 times. Some people would opt to keep repeating the same verse for several days before learning a new one. For some, multiple repetitions per day is sufficient in memorizing a Bible verse. It depends on each person's capacity for committing something to memory. If able, then learn a new verse after reciting the previously learned bible verse. Read the new verse 10 times, then cover it and then recite 10 times. End the session by reciting the previous day's verse and the new one.

Day 3: Continue the process in the succeeding days. Never forget to start the session by reciting the oldest verse first. Also, end the session by reciting all of the previous days' verses up to the most recent.

Piece of advice

For best results, aim to learn a verse each day, or each week. Make it a point to recite the verse every day.

But, just like any other endeavor such as exercising and dieting, there will be days when one is to up to the task. There will be doubts, fatigue, discouragements or just plain tired and not feeling like putting efforts into memorizing verses. But even so, do it. Keep pushing and reaching the daily

goals. To get past these moments, keeping a calendar with a list of verses done or plan to memorize can help. Check off the memorized verses. This can help in keeping the spirits and energy up.

Sometimes, the temptation to skip some steps may be too great to resist. Sometimes, it just feels as if the previous verses are already memorized so well that there is no apparent need to keep reciting them every day. Recite them anyway. Skipped verses will soon turn into verses that are difficult to recall later on. Take the time to perform each step every day.

Chapter 3 - Step 2: Choosing A Verse

John 16:13

“When the Spirit of truth comes, he will guide you into all the truth”
(NIV)

The next step in memorizing Bible verses is choosing a verse. The Bible is a very thick book that contains numerous chapters and verses so it can be very overwhelming on deciding where to start.

The entire Bible is a compilation of books written by 40 authors, spanning hundreds of years of writing, 1,500 years to be exact. But amazingly, despite the years that separate each book in terms of when it was written, the Bible remains consistent all throughout, from Genesis to Revelations. Nothing contradicts another. It has a smooth flow of principles and teachings, despite the authors separated by time.

There are so many verses to choose from. In the Old Testament alone, there are 23, 214 verses contained in 929 chapters of 39 books. This part of the Bible was written between 1400 and 400 BC. The Old Testament starts with the Book of Genesis, telling the story of how everything on Earth came to be and the origin of mankind. Genesis has 50 chapters, with 1, 533 verses. The last book is Malachi with 4 chapters and 55 verses.

In the New Testament, there are 27 books, with 260 chapters and 7, 959 verses. It was written between AD 50 and AD 100. The first 4 books, called the Gospel (Matthew, Mark, Luke and John) tell of the birth of Jesus until his death and resurrection. These are called the Gospels because most of the things written in these books are the very teachings of Jesus Christ while he was still on earth as a man. It starts with the Book of Matthew, with 28 chapters and 1,071 verses. The last book is the Book of Revelations, with 22 chapters and 404 verses. The books between the Gospels and Revelation

are called the Epistles, which were letters and teachings of the apostles to the different early Christian churches.

Verses vary in length all throughout the Bible. Some are short, while some can be a very long paragraph. The shortest one is also a very suggestive verse. John 11:35 carries a very powerful message, “*Jesus wept.*” These two words carried massive weight and full of meaning. There are many ways to interpret this shortest verse in the Bible. The longest one is Esther 8:9, which told about to whom Mordecai (Esther’s uncle) gave a certain command.

Choosing from such massive amount can be very overwhelming. Here are tips to help you get started.

Choose a personal verse

The best place to start is the verse that speaks right to you. The closer a verse is to your heart the easier it will be to memorize it. It has a more personal touch to it, which will really make an impact that will be difficult to forget.

For example, if you are struggling with unemployment or in a financial crisis. You might be worried where to get the money to spend on necessities like food and shelter. Here is what Jesus Christ had to say, in Matthew 6:31-32

“Therefore take no thought, saying, What shall we eat? Or, What shall we drink?, or, Wherewithal shall we be clothed? (King James Version)

For your heavenly Father knoweth that ye have need of all these things”

Struggling with anger after being slighted by someone you care for deeply?
Take Matthew 6:14

“For if ye forgive men their trespasses, your heavenly Father will also forgive you.” (King James Version)

Another tip when choosing a verse to memorize is to seek spiritual guidance. Allow God to speak to you through these verses. After all, these verses are God's way of speaking to you, telling you what you need to know. As the Bible says:

Psalm 119:33

“Teach me, O Lord, the way of your statutes, and I will it to the end”
(NIV)

Seeking for God's help and guidance will help in finding what verses are most useful in your life right now. Remember, verses that have immediate use and importance in your life are the easiest to memorize.

Choose a small (short) verse

For most people, the shortest verse is the best place to start, such as John 11:35. Even though it is short, it has a powerful message. By just remembering that *“Jesus wept”*, a lot can happen. You can think twice before doing something you know is wrong because *“Jesus wept”* for the sins of mankind. You can also use this verse to be reminded to be compassionate with others. There are so many ways to interpret this very short verse. Other short verses include:

- Genesis 1:1 *“In the beginning, God created the heavens and the earth.”*
- John 3:30: *“He must increase, I must decrease.”*
- 1 Thessalonians 5:20: *“Abstain from every form of evil.”*
- 1 Thessalonians 5:19: *“Do not quench the Spirit.”*
- 1 Thessalonians 5:17: *“Pray without ceasing.”*
- 1 Thessalonians 5:16: *“Rejoice always.”*

For verses longer than these, breakdown the words. Start by memorizing the first 5 words. After memorizing this 1st group, memorize the next 5. After memorizing the 2nd group, start reciting the 1st group of 5 words until the 2nd group. Memorize these 2 groups. Afterwards, memorize the third group

of 5 words. Memorize this 3rd group. Then recite from the beginning of the verse. Take a look at this longer verse:

Proverbs 25:21

“If thine enemy be hungry,

Give him bread to eat;

And if he be thirsty,

Give him water to drink” (King James Version)

Notice that the verse is already divided into 5 words each line. Memorize the first line, then the 2nd line. Once the second line is memorized, recite from the 1st line until the recently memorized line. Keep doing this until the entire verse is memorized.

It may also be easier to memorize short phrases of a longer verse. For example,

Galatians 6:14

*But God forbid/ that I should boast/except in the cross/of our Lord
Jesus Christ,/ by whom the world/ has been crucified to me,/ and I to
the world (New King James Version)*

Some people would want to start memorizing verses in a more organized way- by chapter. This is also good. Verses are related to one another, forming a larger lesson making it much easier to remember.

Reciting verses

When memorizing and reciting verses, start by mentioning the location rather than the verse itself. For example, when memorizing 1 Peter 3:8 (, memorize the location first. Keep repeating “1 Peter 3:8” over and over until it is committed to memory. Next, memorize the words of the verse.

Chapter 4 - Step 3: Say It Often

Joshua 1:8

“This Book of Law shall not depart from your mouth, but you shall meditate on it day and night, so that you may be careful to do according to all that is written in it. For then you will make your way prosperous, and then you will have good success.” (NIV)

Repetition is an indispensable step in memorizing Bible verses. Repeating the words aloud is a highly recommended method. Saying the verses out aloud helps in burning it into memory. Also, saying it as well as hearing it stimulates 2 senses at once. The more senses are involved in committing something to memory, the faster it is memorized and it is retained better, too.

One recommended daily practice is this:

- Include the verse in daily prayers

While praying, cite the words from the Holy Book. For example, when praying on your way to work, pray for strength and wisdom throughout the day. You can also include verses such as this:

Galatians 6:6-10

“Let us not grow weary while doing good, for in due season we shall reap if we do not lose heart (KJV)”

This is a good verse to ask God to help combat discouragement at work when your good work seems to go unnoticed or when you feel people are taking you for granted.

Also, ask God to help you in understanding and applying the verse you are currently memorizing. Pray to God for help in keeping this verse in your mind, heart and life.

- Memorize with others

You can use prayer meetings or any church community gathering to recite and memorize these verses. This is a powerful way of learning Bible verses, as well as fellowship with other believers. This is also in keeping with one Bible verse:

Proverbs 27:17

“As iron sharpens iron, so one man sharpens another (KJV)”

Romans 15:5-6

“Now may the God of patience and comfort grant you to be like-minded toward one another, according to Christ Jesus

That you may with one mind and one mouth glorify the God and Father of our Lord Jesus Christ (New KJV)”

- Recite with the family

Memorizing Bible verses with the family is also a good step. It brings the family together in unity for the Lord Jesus. It can also be an avenue to help members of the family that might be struggling with their own Bible verses. This is also a great way of raising children in the ways of the Lord

Ephesians 6:4

“And you, fathers, do not provoke your children to wrath, but bring them up in the training and admonition of the Lord (New KJV).”

Chapter 5 - Step 4: Committing to Memory

Proverbs 7:2 (TLB)

“Guard my words as your most precious possession. Write them down and also keep them deep within your heart (NIV)”

Memorization is similar to doing physical exercise. In fact, it can be considered as mental exercise. The more often it is done, the easier things get. And the longer you keep at it, the more capable you are of doing and accomplishing things that are more difficult. And with memorizing Bible verses, the mind is kept sharp. You'll soon see that you are more able to memorize and focus on other things.

Committing Bible verses to memory becomes much easier if you use several methods. Reading and saying the verse out loud helps, so will writing the verse down. This is a tactile method of memorizing something (Visual being the reading part and auditory being hearing the verse as you say it out loud). Always keep a reminder of the verse everywhere with you. Tips for this include the following:

Writing on an index card

Get a small index card, about 3 inches by 5 inches. This is small enough to carry in a purse or wallet, but large enough to hold long verses or several short verses.

Write the date and the verse number at the topmost portion of the index card. Do this in the morning, preferably during morning devotion. Write the

entire verse in the middle of the index card.

Some would recommend keeping verses in a single paper or in a small notebook. Whatever is most convenient and effective is acceptable.

Carry it everywhere

Carry this with you, look at it and read it several times throughout the day. Use any spare time to glance at the verses and memorize it. Getting stuck in traffic, waiting for transport or riding the elevator are excellent moments that you can use to memorize the verses. While use whatever you have to memorize the Scriptures, it isn't advisable to do so at work. It is great to learn God's word but do not steal from your employer by using work time for other activities- even if it is for the Lord. Do not compromise your responsibilities for the Lord's work, just as you should not compromise the Lord for work. Learn to balance your time.

Also, carry the other cards with the most recent verses you have memorized. Review is another way to keep the memorized verses fresh.

Chapter 6 - Step 5: Live it

2 Corinthians 5:17

“Therefore if any man be in Christ, he is a new creature: old things are passed away; behold, all things are become new (KJV).”

The best way of putting Scriptures in your heart and mind is to live it. Reading and memorizing the Bible verses is a process of transformation- a transformation from the old human self into a Christ-like demeanor. And just like any other learning material, theory put into practice is the highest learning of all.

Live the words of Christ. With daily recitation of verses and reading of the Bible, the mind and the heart are changed and molded into the will of God. Let that transforming energy work in you. Allow God’s word to transform you and your life.

By memorizing God’s word and holding on to His promises, you learn to trust God more and more. Your faith increases, too. And soon, you will be realizing how much God has blessed you. Unanswered prayers will no longer be a discouragement. Rather, it will become an encouragement, an assurance that God is working in your life and preparing you for something better. Because you have taken God’s word to heart, you have full confidence that everything that happens in your life is according to His great plan for you. For in Jeremiah 15:16, *“Your Word was to me the joy and rejoicing of my heart (New KJV)”*.

As you progress through memorizing verses, you will realize that each of the verses come at the right moment when you most need it. Whether you are memorizing verses at random or in series (i.e., book by book, chapter by chapter), you will soon observe that these words speak out to you every day.

The Bible says in Hebrews 4:12, *“The Word of God is living and powerful... a discerner of the thoughts and intents of the heart (New KJV)”*.

Start living the verses you memorized. Do not stop at merely memorizing and repeating the words. Memorizing is just a means to an ultimate end- to live for Christ.

CONCLUSION

Thank you again for downloading this book!

I hope this book was able to help you to memorize the Bible in 5 easy steps. It does not take a genius to be successful at this. All it needs is willingness and determination, as well as seeking God's help.

The next step is to start memorizing verses today and feel God's transformative powers work in your life.



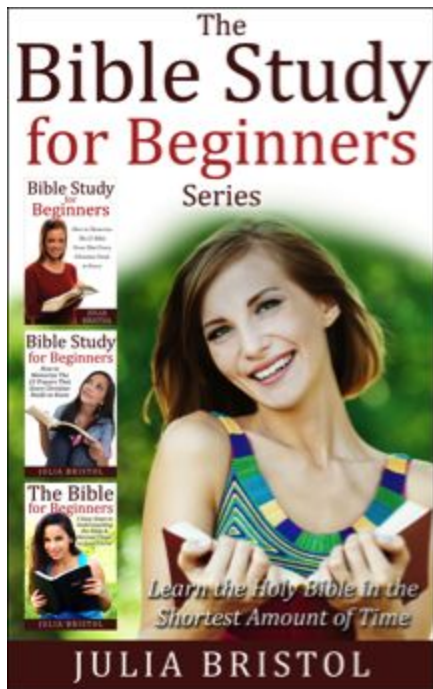
Finally, if you enjoyed this book, then I'd like to ask you for a favor, would you be kind enough to leave a review for this book on Amazon? It'd be greatly appreciated!

[Click Here to Leave a Review on Amazon!](#)

Thank you and good luck!

Janet

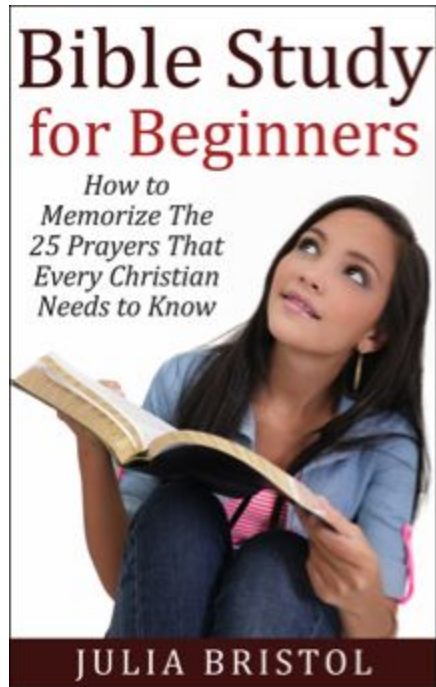
More Best Selling Christian Titles:



Get All 3 Bible Study for Beginner Series Books in 1 spot:

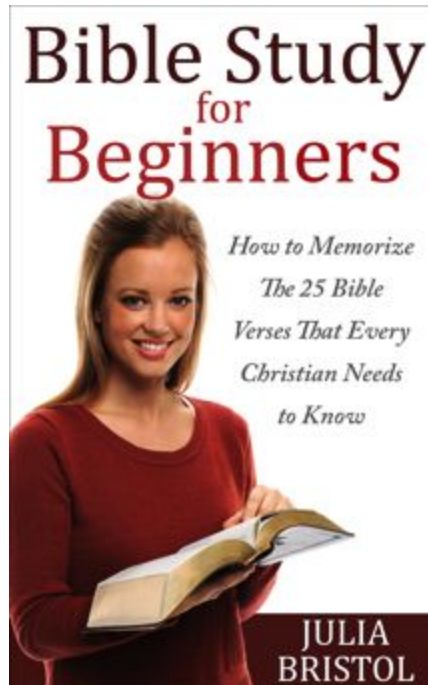
- 1. The Bible for Beginners - 5 Easy Steps to Understanding the Bible & Become Closer to Jesus Christ**
- 2. How to Memorize The 25 Bible PRAYERS That EVERY Christian NEEDS to Know**
- 3. How to Memorize the 25 VERSES That EVERY Christian NEEDS to Know**

[Click Here To Read Now](#)



If you've always wanted to develop your prayer life, this book will teach you everything you need to know about prayer. From what prayer can teach us about God, to effective memorization techniques. This book has all the basics covered and 25 of the most powerful Christian Prayers that will change your life.

[Click Here To Read Now](#)



The Bible is the key to have a deeper understanding of our Christian faith. At the same time, it holds important Bible verses that will allow us to know God more and live our lives the way Jesus would if He was still here on earth. If you are offered the chance to learn the easiest techniques to memorize scripture, would you let the opportunity pass by and go on with the life you are used to, or would you do everything you can in order to learn and apply the techniques as soon as possible?

[Click Here To Read Now](#)